



COUNCIL MEETING

DECEMBER 13, 2018

Welcome and Introductions

Please introduce yourself: Name, organization, and county



WELCOME

Mission Statement

Improving the health of our communities and the well-being of our residents by bringing together community members and organizations across community sectors to work on shared regional health goals.

Review Desired Meeting Outcomes

- ✓ CPAA Board Update
- ✓ Announcements & Organizational Highlights
- ✓ Tribal Relations Update
- ✓ Contracts & Funding Update
- ✓ Council/Board Meeting Structure
- ✓ ACH Associations
- ✓ Shared Learning: Food Access Panel
- ✓ Celebrate 2018 Accomplishments



Summary: CPAA Board Meeting Outcomes

OCTOBER'S MEETING

- Approved Previous Minutes
- Approved IGT Shared Domain 1 Allocation
- Approved Funds Flow Mechanism Year 2
- No Meetings were held in November

DECEMBER'S MEETING

- Approve Previous Minutes
- Welcome Jean Clark, CEO of CHOICE and CPAA
- Review Finances & Contract Updates
- Tribal Relations Update
- Discuss CPAA Council Frequency
- ACH Association

CPAA Announcements/Highlights



- Local Forum RFP
- Open positions
- CDSMP Updates
- CPAA Partner Events
- Integrated Care for Kids Model (InCK)
- OURR Alliance Partner Announcement





Contracts and Funding Update

SAMANTHA TATUM,
OPERATIONS DIRECTOR

Contracts

Partner Agreements:

7 Tribal Partner MOUs and 44 Organizations

Amendments – Sent January 2019 DY2 Funding

40 Partner Agreements are fully executed

✓ 4 Partner Agreements are still in legal or organizational review

Funding Update

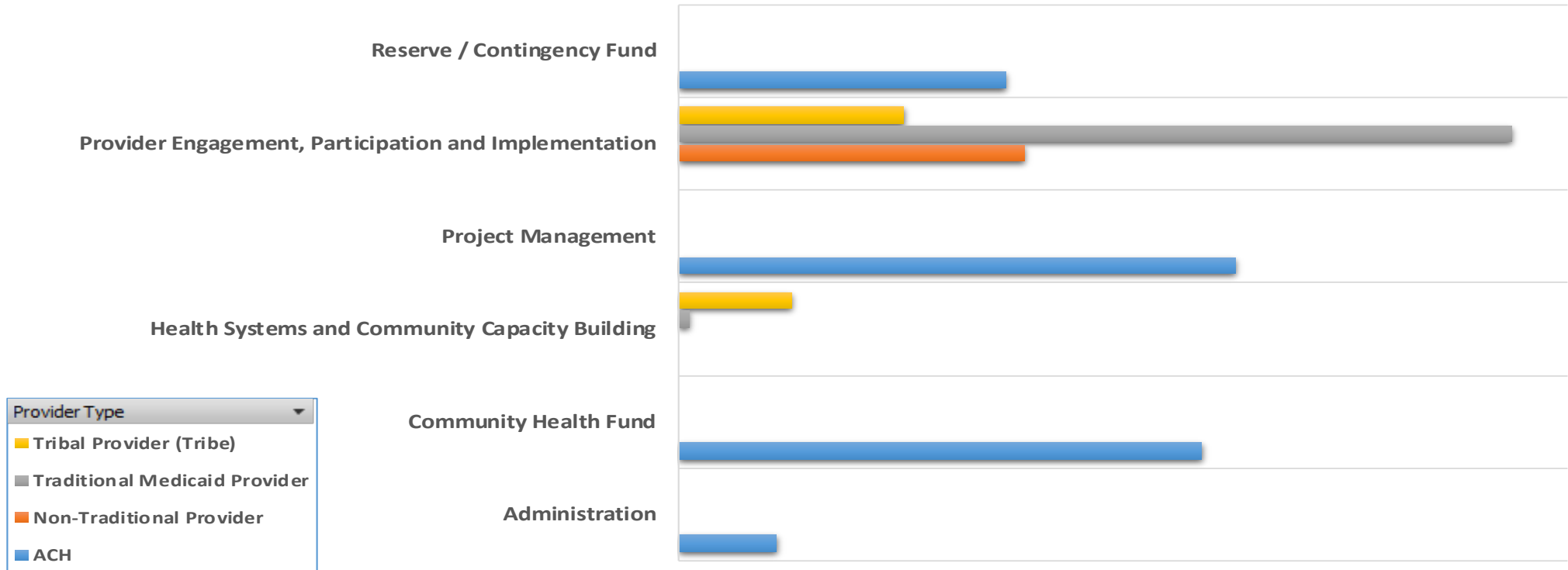
Use Categories	DY 1 Fund Allocation	Distributed through 11/12/18	Remaining
Project Management/Administration	\$ 1,175,894	\$ 1,175,894	\$ -
Capacity Development ₁	\$ 335,180	\$ -	\$ 335,180
Regional Wellness Fund ₂	\$ 940,715	\$ 940,715	\$ -
Reserve / Contingency Fund ₃	\$ 587,947	\$ 587,947	\$ -
Provider Engagement, Participation and Implementation ₄	\$ 4,140,451	\$ 2,520,359	\$ 1,620,092
Provider Performance ₅	\$ 940,715	\$ -	\$ 940,715
Health Systems and Community Capacity Building ₆	\$ 3,638,040	\$ 219,536	\$ 3,418,504
	<u>\$ 11,758,942</u>	<u>\$ 5,444,451</u>	<u>\$ 6,314,491</u>

Notes:

- 1 - Working with CPAA Finance Committee to develop criteria for investing
- 2 - Held by CPAA ACH LLC until built
- 3 - Held by CPAA ACH LLC for end of project contingencies
- 4 - Remaining balance as follows:
 - a. Centers of Transformation \$269,152
 - b. Local Community Forums \$176,384
 - c. Multi-Project Incentives \$520,000
 - d. Pending Executed Partner Agreements \$775,553
 - e. Completed surveys, no portal registration \$ 333,777
- 5 - To be paid to partners upon approved change plans
- 6 - Strategic investments will be identified through change plans and submitted for approval by the CPAA Board

Use Category	ACH	Non-Traditional Provider	Traditional Medicaid Provider	Tribal Provider (Tribe)
Administration	\$176,384			
Community Health Fund	\$940,715			
Health Systems and Community Capacity Building			\$17,954	\$201,582
Project Management	\$999,510			
Provider Engagement, Participation and Implementation		\$620,585	\$1,496,610	\$403,164
Reserve / Contingency Fund	\$587,947			
	\$2,704,556	\$620,585	\$1,514,564	\$604,746

Total Payment Amounts by Provider Type and Use Category





Tribal Relations Update

RENE' HILDERBRAND,
TRIBAL LIAISON

Tribal Update

Held Tribal Health Directors Meeting 12-10-18

6 Tribal-CPAA MOU's and 1-Pending Signature

Tribes are in process of finalizing Change Plans

Tribes provided update to their Change Plan Draft

Tribes will begin Monthly Tribal Health Directors Collaboration Calls Jan 2019

Tribes are establishing an annual calendar of quarterly in-person Tribal Health Directors Meetings

Tribes are awaiting to review reporting document and payment information.

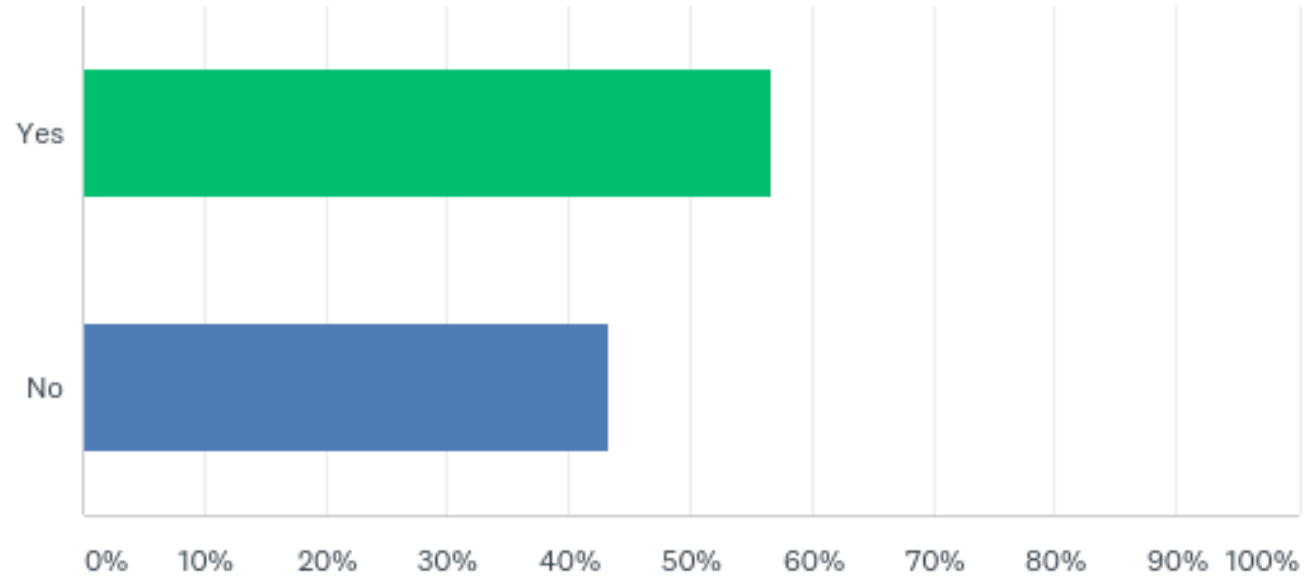


Council and Board Meeting Structure

JENNIFER BRACKEEN,
PROGRAM DIRECTOR

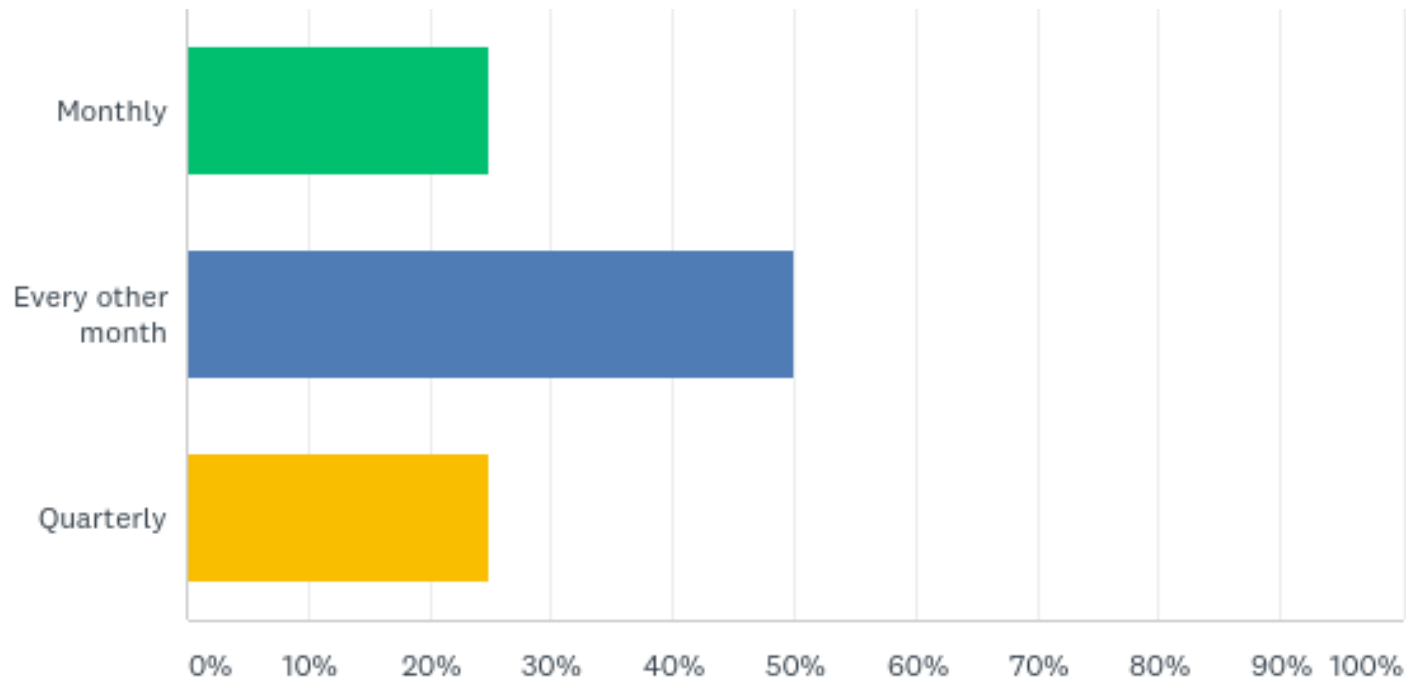
Are you an actively participating council member?

• Answered: 30 Skipped: 0



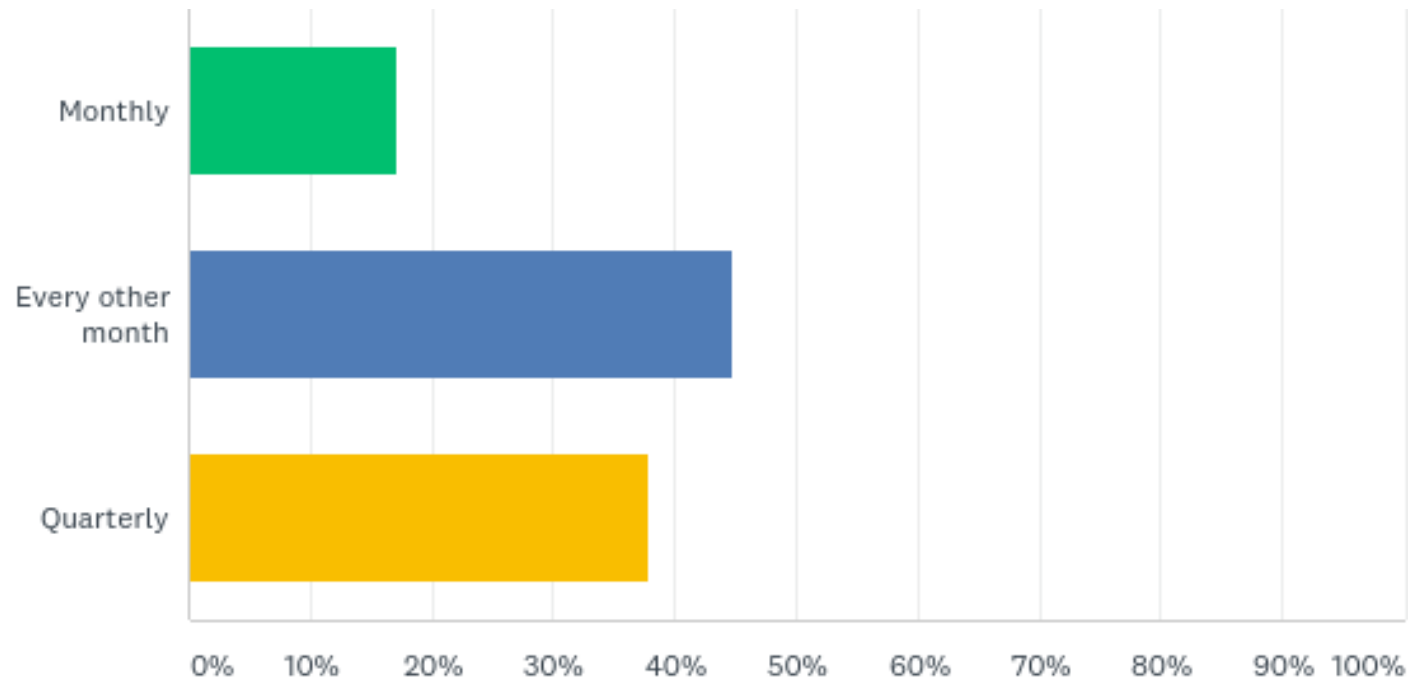
How frequently should the council meet?

• Answered: 28 Skipped: 2



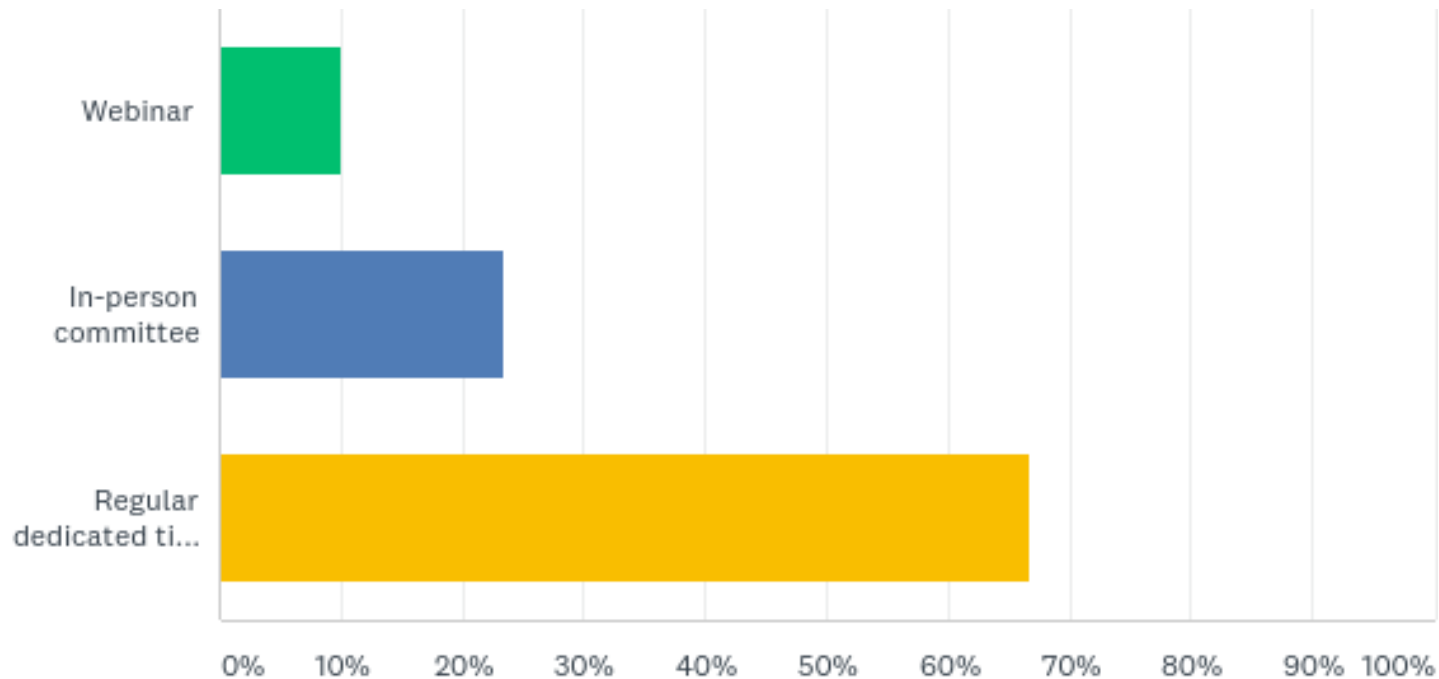
How frequently should the council discuss social determinants of health?

• Answered: 29 Skipped: 1



What format would you prefer for discussing social determinants of health?

• Answered: 30 Skipped: 0



Recommendation



Council Meetings Every Other Month



SDOH included in the Council Meetings



ACH Association

CHRISTINA MITCHELL,
CLINICAL PROGRAMS DIRECTOR

ACH Association

“An organization or group of individuals affiliated with one another, who share a common purpose, interest, or mission, and exist for the mutual enrichment and advancement of their membership.”

*American Society of Association Executives

Table Top Discussion

What benefits would you anticipate from an ACH Association?

- Information Sharing
- Advocacy
 - Policy
 - SDoH
 - ACH
- Sustainability
- Forum to Organize “One Voice”
- Other?

What are *Cons* to an Association?

- Start-up expense and time
- Annual operating costs
- Additional responsibility for CEO
- Other?

What would you need to know to make a decision?

- Structure
- Dues
- Other?

Next Steps

- Advocate for an Association
- Continue to monitor the discussion
- CPAA does not support at this time
- You do not have enough information to vote at this time

Recognizing Partners

What piece of the puzzle do you bring to CPAA?





BREAK



Shared Learning: Food Access

KELLY FERGUSON PEACEHEALTH, REGISTERED DIETICIAN

MELISSA TAYLOR, LOWER COLUMBIA CAP, DIRECTOR OF PROGRAM DEVELOPMENT

ROBERT COIT, THURSTON COUNTY FOOD BANK, EXECUTIVE DIRECTOR

National School Lunch Program - Free and Reduced Enrollment by Public School

Oct 31, 2017

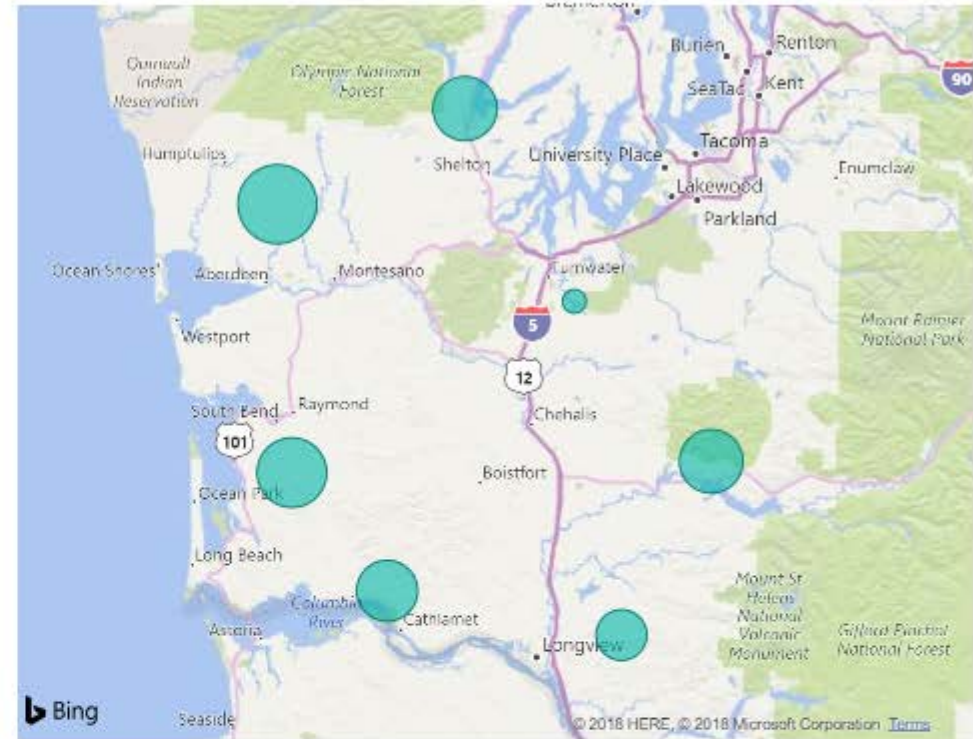
Source: OSPI (Office of Superintendent of Public Instruction), Washington State

Cowlitz County, Washington	Lewis County, Washington	Pacific County, Washington	Wahkiakum County, Washington
Grays Harbor County, Washington	Mason County, Washington	Thurston County, Washington	

Public Schools	Free	Reduced	Total	Percent_Free_Reduced
Aberdeen School District	2621	0	3504	74.8%
Adna School District	110	56	643	25.8%
Boistfort School District	44	10	113	47.8%
Castle Rock School District	484	109	1292	45.9%
Centralia School District	2709	91	3567	78.5%
Chehalis School District	948	237	2865	41.4%
Cosmopolis School District	64	27	181	50.3%
Elma School District	1177	0	1619	72.7%
Grapeview School District	84	24	225	48.0%
Griffin School District	99	25	584	21.2%
Hood Canal School District	309	0	309	100.0%
Hoquiam School District	1320	63	1725	80.2%
Total	39664	6020	96211	47.5%



Percent_Free_Reduced by County



Percent Free and Percent Reduced by County

● Percent Free ● Percent Reduced



Food Data Points

County	% Obese	Z-Score	Food Environment Index	Z-Score	# Food Insecure	% Food Insecure	# Limited Access	% Limited Access
WA	27		8		915550	13	372493	6
Cowlitz	32	0.69	7	0.25	15570	15	8808	9
Grays Harbor	35	1.56	7	0.66	11170	16	8651	12
Lewis	34	1.39	7	0.15	11250	15	6337	8
Mason	31	0.46	8	-0.47	8510	14	2005	3
Pacific	32	0.69	7	0.77	3240	16	2820	13
Thurston	28	-0.47	8	-0.26	35120	13	17634	7
Wahkiakum	32	0.78	5	2.31	610	15	1226	31

County Health Rankings, 2017

Table Top Discussion

Questions to Consider:

- 1) What can organizations or CPAA do to address the gaps in food insecurity across the region?
- 2) What programs, projects, or systems are in place that could be expanded to address these gaps?
- 3) What partnership opportunities or clinical community linkages could occur to address some of the gaps?



Celebrating 2018

2018 CPAA Highlights



➤ Shared Learnings

- Canoe Journey
- Bi-Directional Integration of Care
- Oral Health Integration
- Reproductive Health
- Panel on Supported Housing and Employment
- Workforce Development
- Pathways Program
- Health Insurance Access



2018 CPAA Highlights

- Submission of Project Plan; earned top marks, securing \$10.3 million in funding
- Independent evaluation of YBHC Project
- Consumer and Clinical Advisory Committees up and running
- YMPEP awarded WA Traffic Safety Commission grant
- Current State Capacity Assessment completed



2018 CPAA Highlights



- Financial Executor Portal registration & first partnering provider payments approved and disbursed
- Tribal Health Directors' meeting established & Tribal board director appointed
- RFP to select MTP Implementation Partners developed, released, 2 town-halls, and 43 partners selected and 7 tribes participating
- Executive search launched to find new CEO



2018 CPAA Highlights



- YMPEP 5-year Strategic Plan approved by DOH
- Pathways TA and trainings
- SAR1 submitted; earned top marks
- Partnership with PacMtn for DOL grants; CHOICE will receive \$1 million in funding



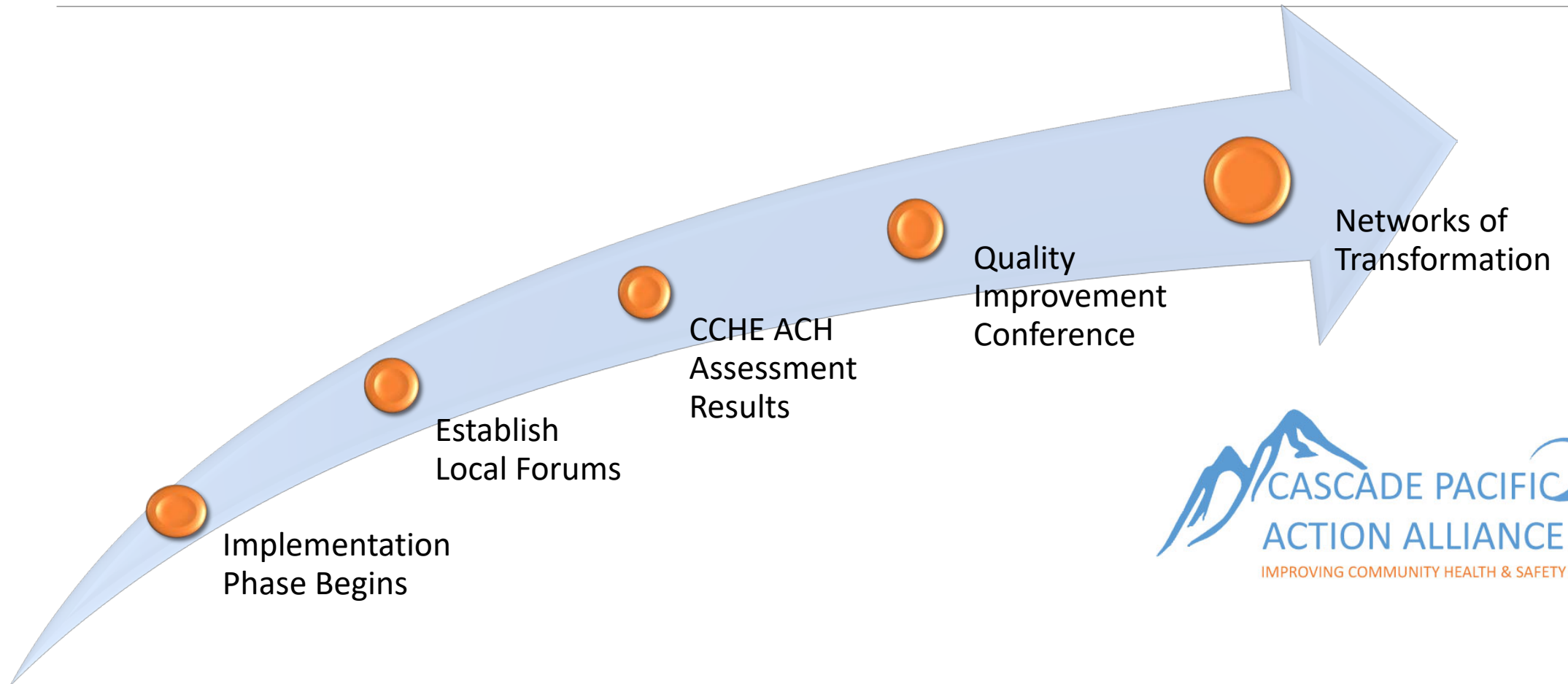
2018 CPAA Highlights



- AIMS Center Whole-Person Care training program
- Implementation Plan submitted
- Community Care Port (Pathways) goes live
- Change Plans developed and sent out; approval expected by Dec. 14



Early 2019 Focus



Toast our CPAA Council, Board, and Partners



Summary of Meeting & Next Steps:

